



ALL RIGHTS RESERVED. NO PORTION OF THIS PUBLICATION, WHETHER IN WHOLE OR IN PART CAN BE REPRODUCED WITHOUT THE EXPRESS WRITTEN CONSENT OF SPC TECHNOLOGY.

SPC-F005.DWG

REVISIONS

DOC. NO. SPC-F005 \* Effective: 7/8/02 \* DCP No: 1398

DCP #	REV	DESCRIPTION	DRAWN	DATE	CHECKD	DATE	APPRVD	DATE
1908	A	RELEASED	EO	6/7/06	YA	6/19/06	HO	6/19/06



**Features:**

- High intensity
- Standard T-1 3/4 diameter package
- General purpose LED
- Reliable and rugged

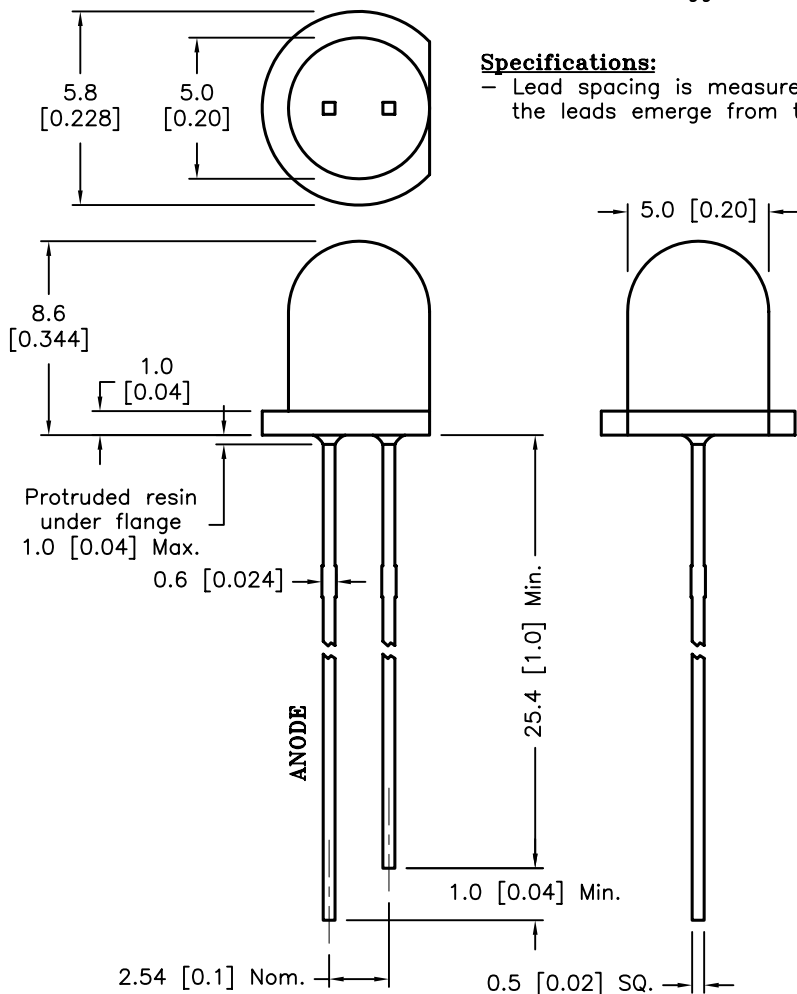
**Specifications:**

- Lead spacing is measured where the leads emerge from the package

Source Color	Chip Material	Lens Color
Orange	AllnGaP/GaP	Water Clear

**Absolute Maximum Rating at Ta=25°C**

Parameter	MAX.	Unit
Power Dissipation	80	mW
Peak Forward Current (1/10 Duty Cycle, 0.1ms Pulse Width)	100	mA
Continuous Forward Current	20	mA
Derating Linear From 50°C	0.4	mA/°C
Reverse Voltage	5	V
Operating Temperature Range	-25°C to +80°C	
Storage Temperature Range	-40°C to +100°C	
Lead Soldering Temperature [4mm (0.157) From Body]	260°C for 5 seconds	



**Electrical Optical Characteristics at Ta=25°C**

Parameter	Symbol	Min.	Typ.	Max	Unit	Test Condition
Luminous Intensity	$I_v$		2000		mcd	$I_f=20\text{mA}$ (Note 1)
Viewing Angle	$2\theta_{1/2}$		30		Deg	(Note 2)
Peak Emission Wavelength	$\lambda_p$		615		nm	$I_f=20\text{mA}$
Dominant Wavelength	$\lambda_d$		610		nm	$I_f=20\text{mA}$ (Note 3)
Spectral Line Half-Width	$\Delta\lambda$		25		nm	$I_f=20\text{mA}$
Forward Voltage	$V_f$		2.2	2.6	V	$I_f=20\text{mA}$
Reverse Current	$I_R$	---	---	100	$\mu\text{A}$	$V_R=5\text{V}$

**Notes:**

- 1- Luminous intensity is measured with a light sensor and filter combination that approximates the CIE eye-response curve.
- 2-  $\theta_{1/2}$  is the off-axis angle at which the luminous intensity is half the axial luminous intensity
- 3- The dominant wavelength ( $\lambda_d$ ) is derived from the CIE chromaticity diagram and represents the single wavelength which defines the color of the device.

DISCLAIMER: ALL STATEMENTS AND TECHNICAL INFORMATION CONTAINED HEREIN ARE BASED UPON INFORMATION AND/OR TESTS WE BELIEVE TO BE ACCURATE AND RELIABLE. SINCE CONDITIONS OF USE ARE BEYOND OUR CONTROL, THE USER SHALL DETERMINE THE SUITABILITY OF THE PRODUCT FOR THE INTENDED USE AND ASSUME ALL RISK AND LIABILITY WHATSOEVER IN CONNECTION THEREWITH.

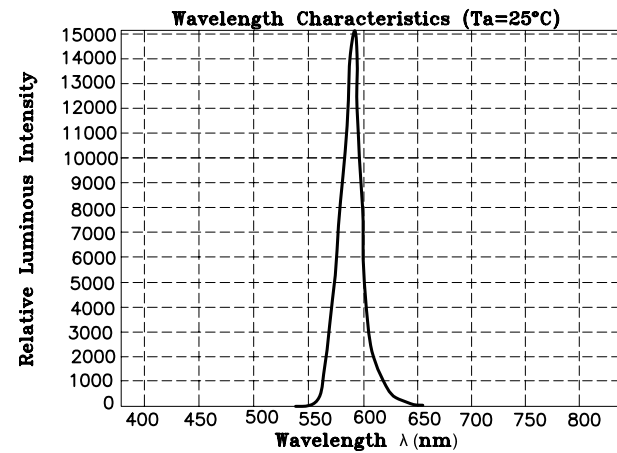
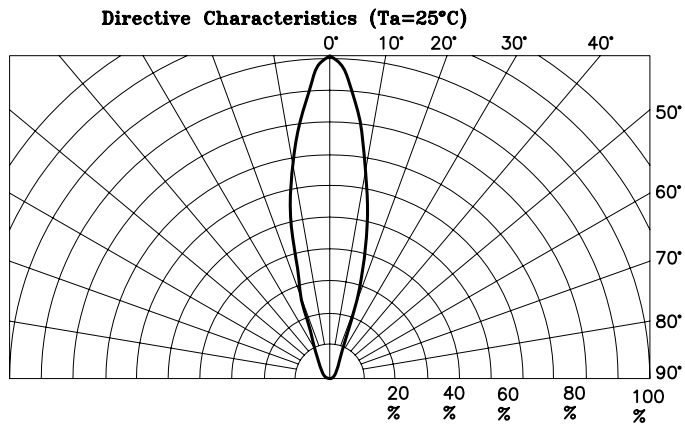
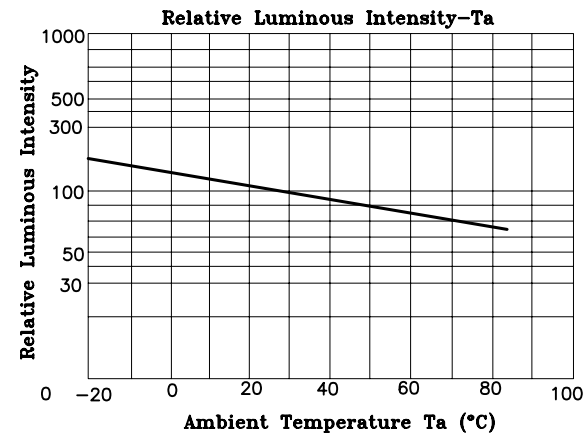
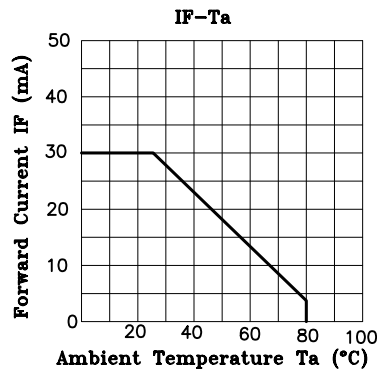
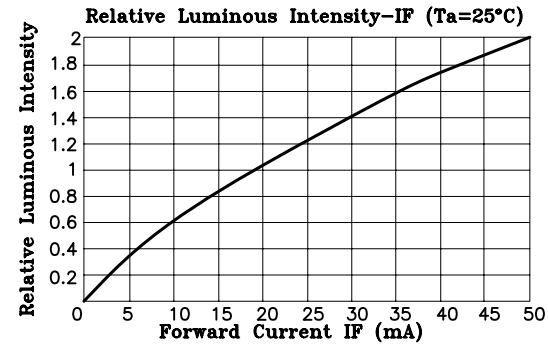
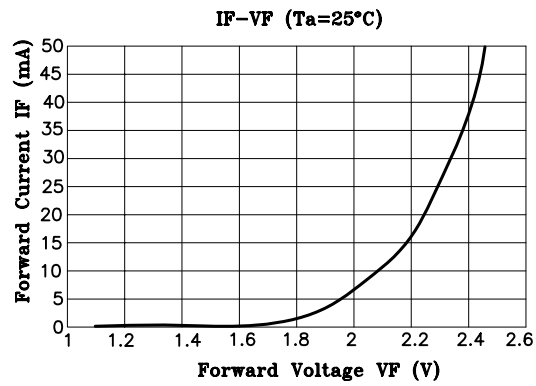
**TOLERANCES:**

UNLESS OTHERWISE SPECIFIED,  $\pm 0.25$  [ $\pm 0.010$ ]

DRAWN BY:	DATE:
EKLAS ODISH	6/7/06
CHECKED BY:	DATE:
YILMAZ AKYONDEM	6/19/06
APPROVED BY:	DATE:
HISHAM ODISH	6/19/06

DRAWING TITLE: Super Bright LED, Round Lens, 5mm (T1 3/4), Orange Emitting Color

SIZE	DWG. NO.	ELECTRONIC FILE	REV
A	MC20378	87K7015.DWG	A
SCALE: NTS	U.O.M.: mm [INCHES]	SHEET: 1 OF 2	



ALL RIGHTS RESERVED. NO PORTION OF THIS PUBLICATION, WHETHER IN WHOLE OR IN PART CAN BE REPRODUCED WITHOUT THE EXPRESS WRITTEN CONSENT OF SPC TECHNOLOGY.

SIZE DWG. NO.

A

MC20378

ELECTRONIC FILE

87K7015.DWG

REV

A